



Time Signatures - $\frac{3}{4}$

 In $\frac{3}{4}$ time there are three beats in each measure.
 The quarter note gets one beat.

Rhythmic values $\left[\begin{array}{l} \text{A quarter note } (\text{♩}) = 1 \text{ beat} \\ \text{A half note } (\text{♩}) = 2 \text{ beats} \\ \text{A dotted half note } (\text{♩.}) = 3 \text{ beats} \end{array} \right.$

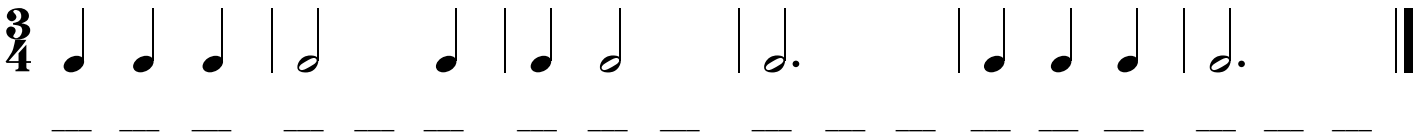
The dotted half note gets three beats. $\text{♩.} = 3 \text{ beats}$

1. Clap the rhythm while counting the beats out loud.

$\frac{3}{4}$ 

1 2 3 1 2 3 1 2 3 1 2 3 1 2 3

2. Write the count below the notes and then clap the rhythm while counting the beats out loud.

$\frac{3}{4}$ 

3. Write a $\frac{3}{4}$ time signature after the clef sign.


Write the count below the notes and then clap the rhythm while counting the beats out loud.



4. Write a $\frac{3}{4}$ time signature after the clef sign. Write in the count below the notes. Draw the missing bar lines.



5. Write in the count below the notes and add the missing barlines.



Time Signatures - $\frac{2}{4}$

In $\frac{2}{4}$ time there are two beats in each measure.
The quarter note gets one beat.

Rhythmic values

- An eighth note (♪) = 1/2 beat
- A quarter note (♩) = 1 beat
- A half note (♩) = 2 beats

1. Clap the rhythm while counting the beats out loud.

1 2 1 + 2 + 1 2 1 2 1 2 + 1 2

2. Write the count below the notes and then clap the rhythm while counting the beats out loud.

3. Write a $\frac{2}{4}$ time signature after the clef sign.

Write the count below the notes and then clap the rhythm while counting the beats out loud.

4. Write a $\frac{2}{4}$ time signature after the clef sign. Write in the count below the notes. Draw the missing bar lines.

5. Write in the count below the notes and add the missing barlines.

Time Signatures - $\frac{6}{8}$

In $\frac{6}{8}$ time there are six beats in each measure.
 The eighth note gets one beat.

Rhythmic values

- A sixteenth note (♪) = 1/2 beat
- An eighth note (♩) = 1 beat
- A quarter note (♪) = 2 beats
- A dotted quarter note (♩.) = 3 beats
- A dotted half note (♩.) = 6 beats

1. Clap the rhythm while counting out loud.

2. Write the count below the notes and then clap the rhythm while counting out loud.


3. Write a $\frac{6}{8}$ time signature after the clef sign.

Write the count below the notes and then clap the rhythm while counting out loud.

4. Write a $\frac{6}{8}$ time signature after the clef sign. Write in the count below the notes. Draw the missing bar lines.

5. Write in the count below the notes and add the missing barlines.

Time Signatures - $\frac{2}{2}$, C

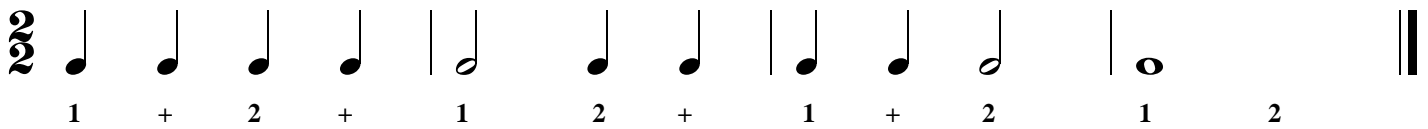
 In $\frac{2}{2}$ time there are two beats in each measure.
 The half note gets one beat.

$\frac{2}{2}$ is often referred to as "cut" time.
 $\frac{2}{2}$ may also be displayed as C .

Rhythmic values

- A quarter note (♩) = 1/2 beat
- A half note (♪) = 1 beat
- A whole note (♩) = 2 beats

1. Clap the rhythm while counting out loud.


$\frac{2}{2}$ 

2. Write the count below the notes and then clap the rhythm while counting out loud.


C 

3. Write a $\frac{2}{2}$ time signature after the clef sign.


Write the count below the notes and then clap the rhythm while counting out loud.



4. Write a $\frac{2}{2}$ time signature after the clef sign. Write in the count below the notes. Draw the missing bar lines.



5. Write in the count below the notes and add the missing barlines.



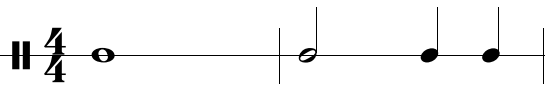
Rhythm Exercises

(SmartMusic® 6100 to 6106)

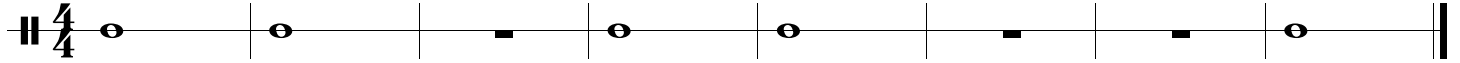
Write the count below the notes and rests.

Clap the rhythms while counting out loud.

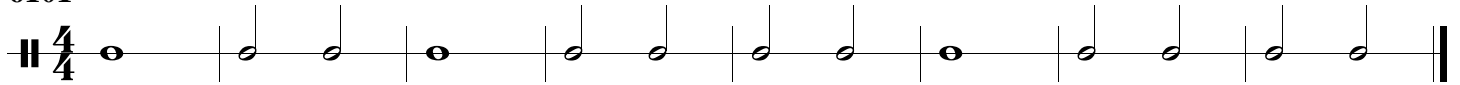
Practice the exercises in SmartMusic.

Example  Example $\frac{4}{4}$ 1 2 3 4 1 2 3 4

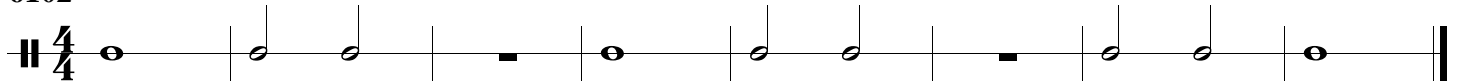
6100



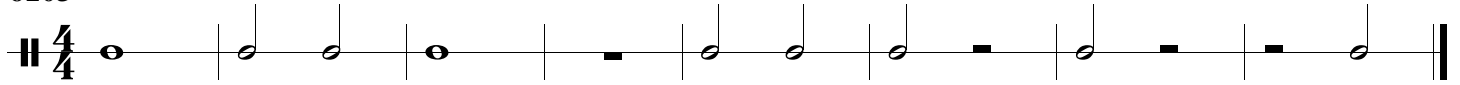
6101



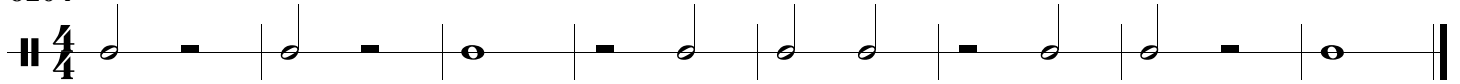
6102



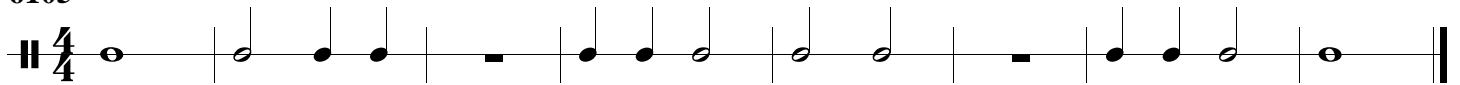
6103



6104



6105



6106



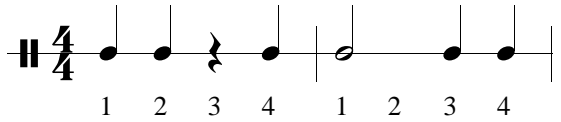
Rhythm Exercises

(SmartMusic® 6108 to 6111)

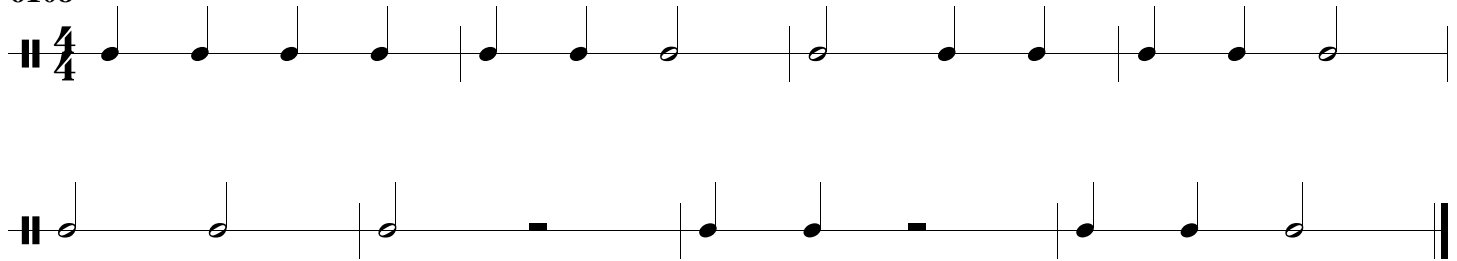
Write the count below the notes and rests.

Clap the rhythms while counting out loud.

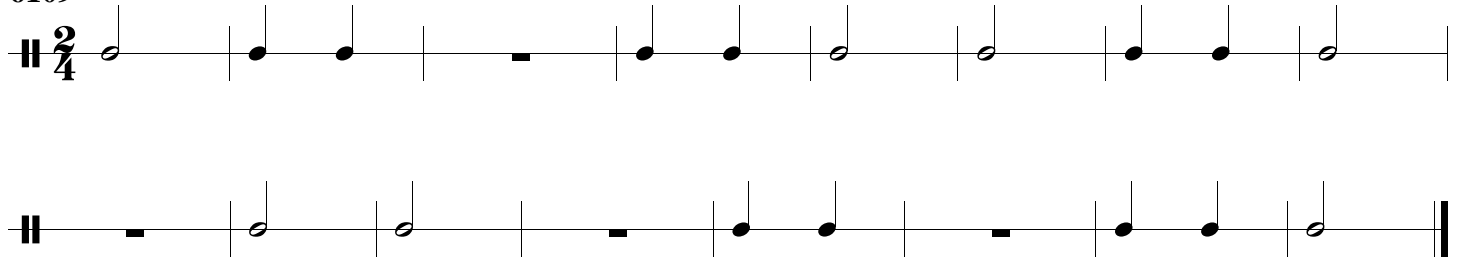
Practice the exercises in SmartMusic.

Example 

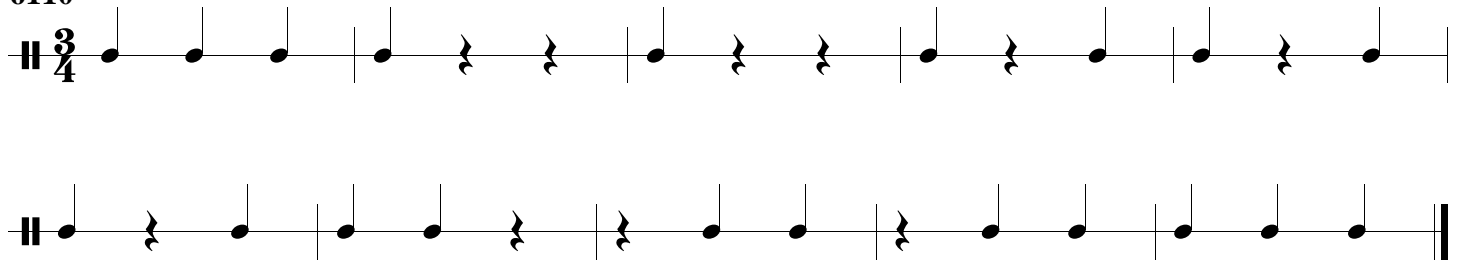
6108



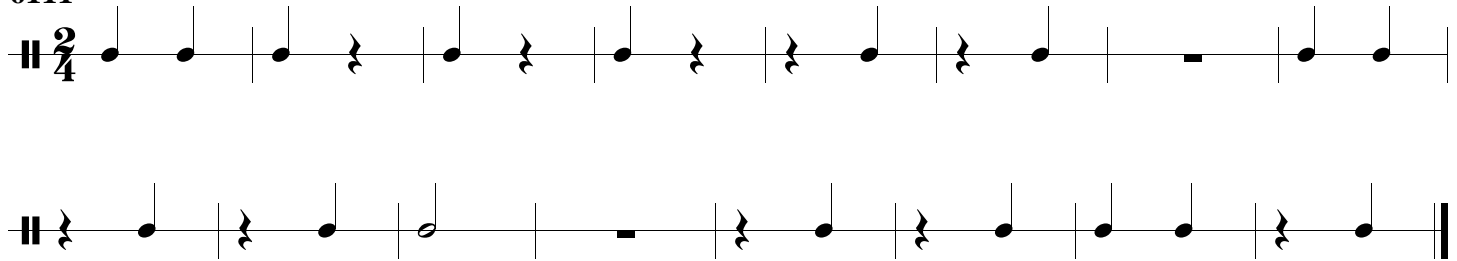
6109



6110



6111



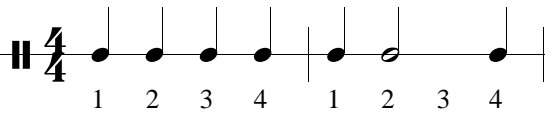
Rhythm Exercises

(SmartMusic® 6112-6116)

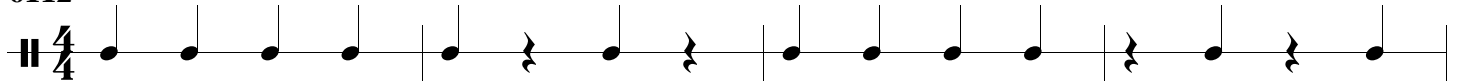
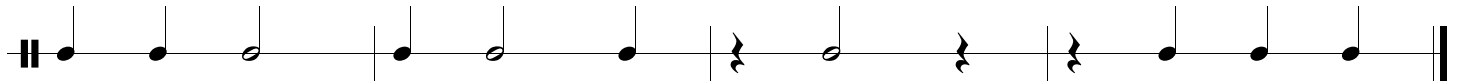
Write the count below the notes and rests.

Clap the rhythms while counting out loud.

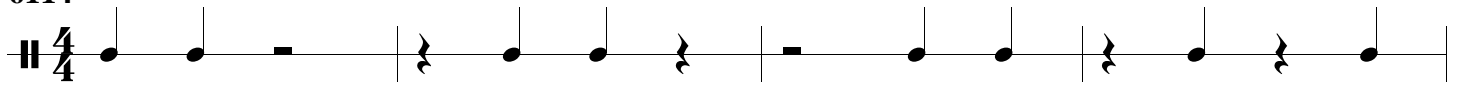
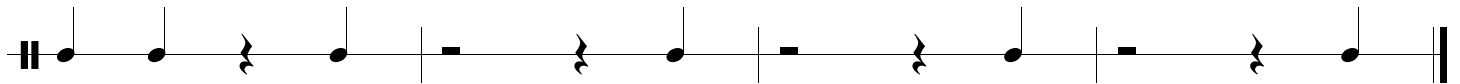
Practice the exercises in SmartMusic.

Example 

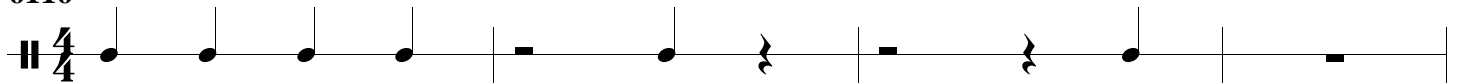
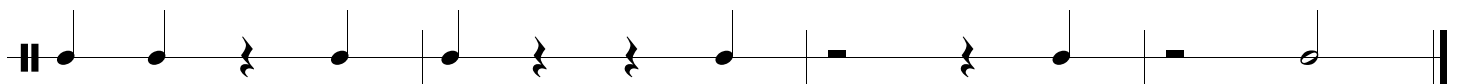
6112

6114

6116

Rhythm Exercises

(SmartMusic® 6118-6120)

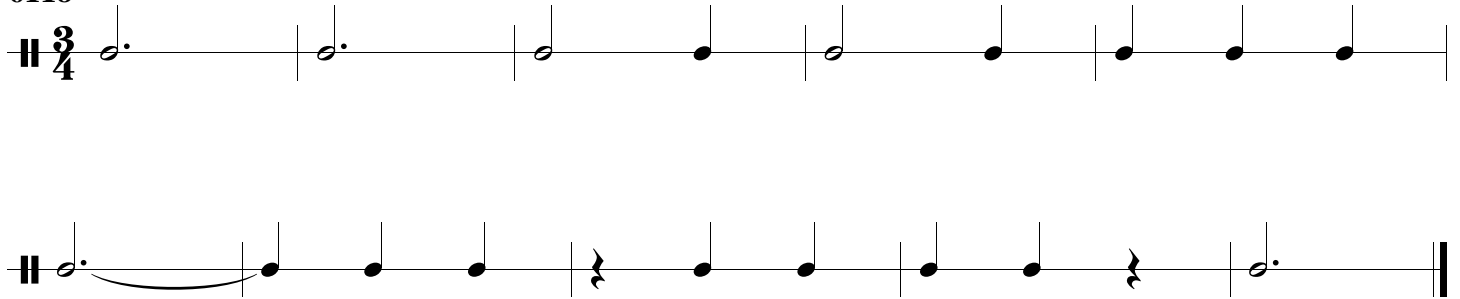
Write the count below the notes and rests.

Clap the rhythms while counting out loud.

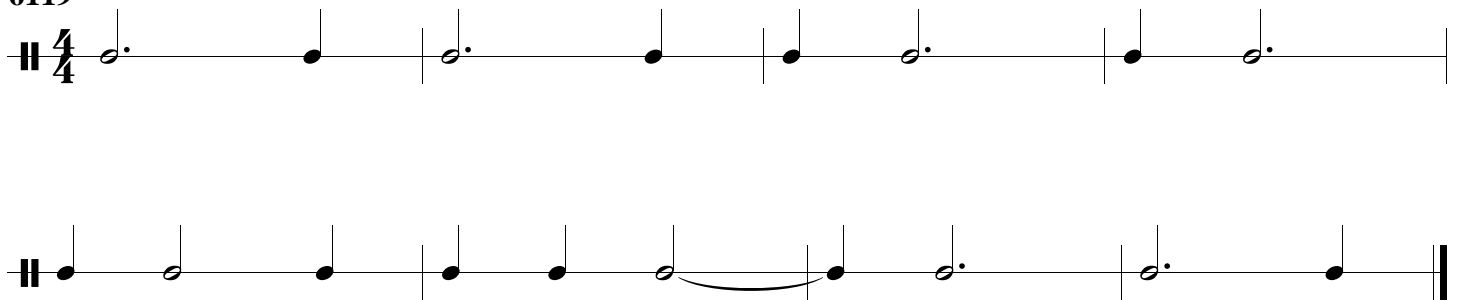
Practice the exercises in SmartMusic.

Example 

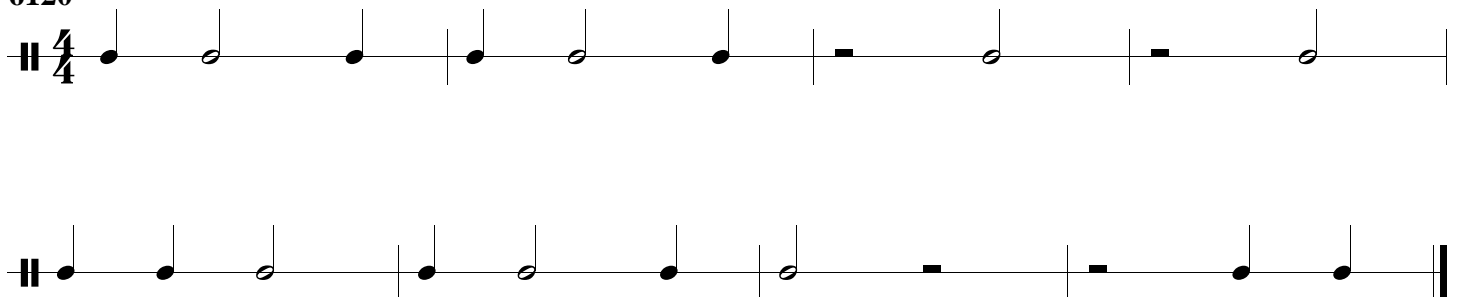
6118



6119



6120



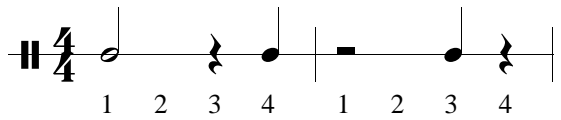
Rhythm Exercises

(SmartMusic® 6122-6126)

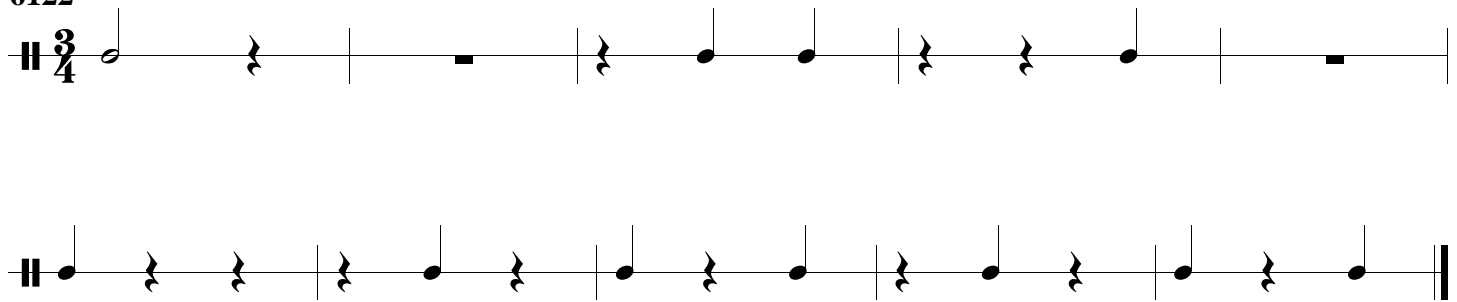
Write the count below the notes and rests.

Clap the rhythms while counting out loud.

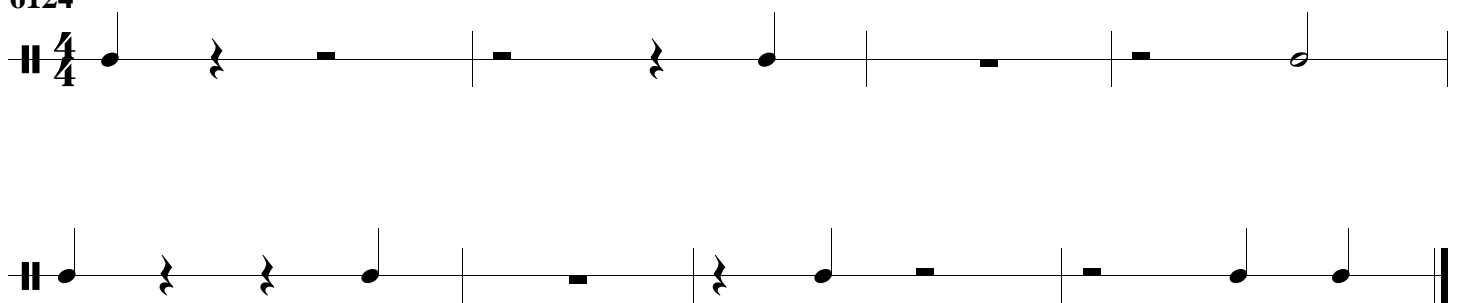
Practice the exercises in SmartMusic.

Example 

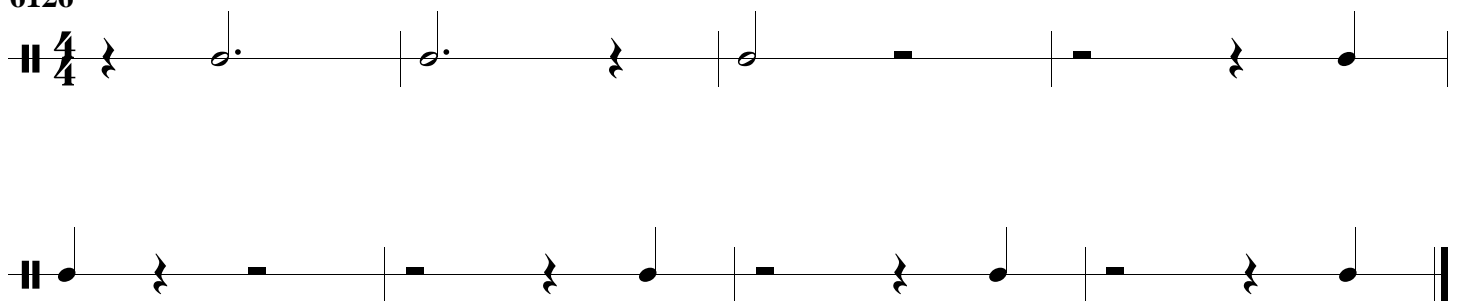
6122



6124



6126



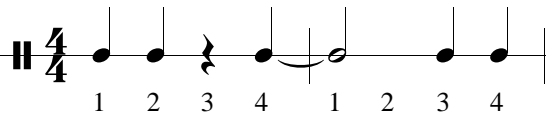
Rhythm Exercises

(SmartMusic® 6128-6134)

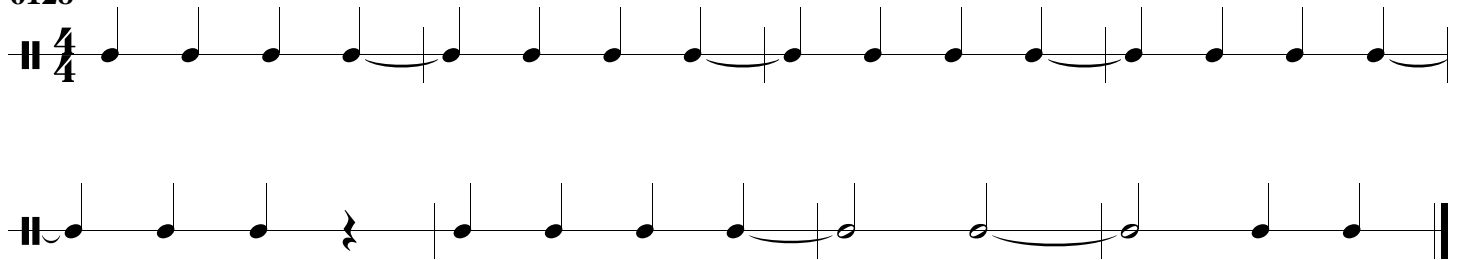
Write the count below the notes and rests.

Clap the rhythms while counting out loud.

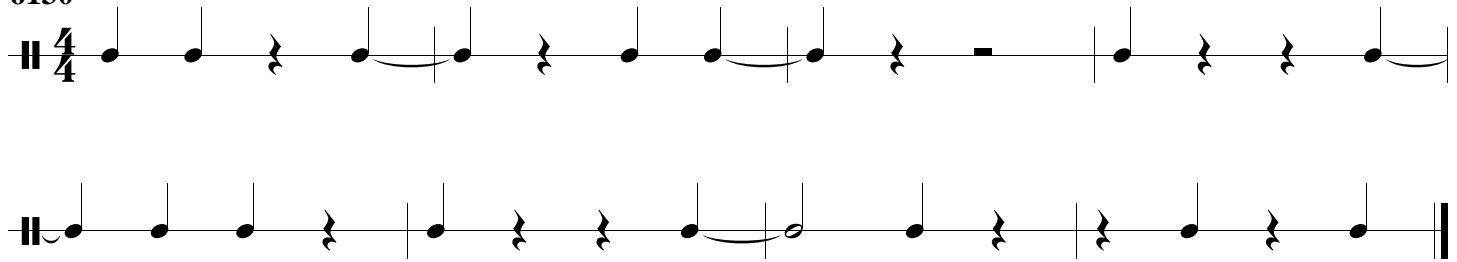
Practice the exercises in SmartMusic.

Example 


6128



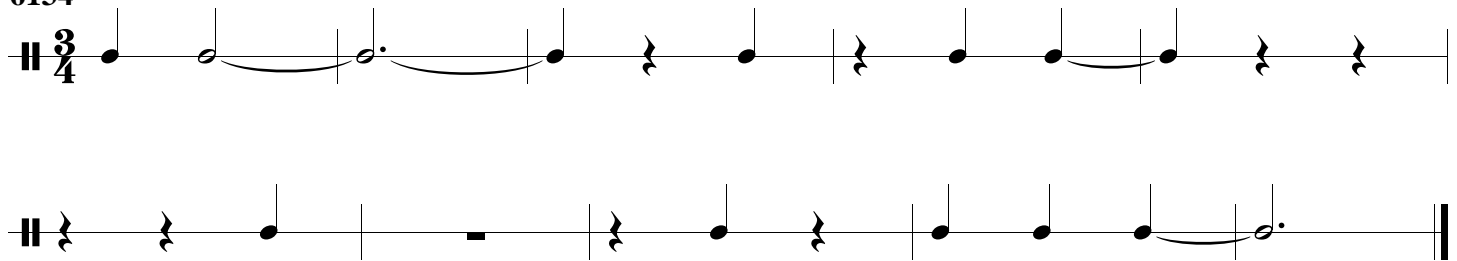
6130



6132



6134



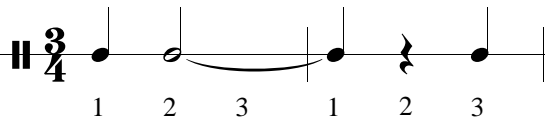
Rhythm Exercises

(SmartMusic® 6136-6140)

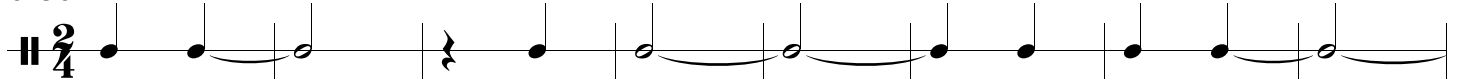
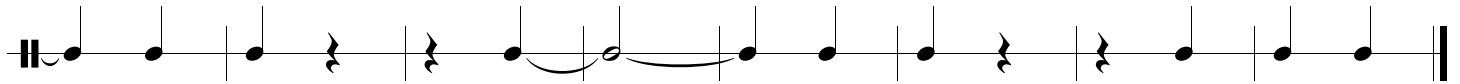
Write the count below the notes and rests.

Clap the rhythms while counting out loud.

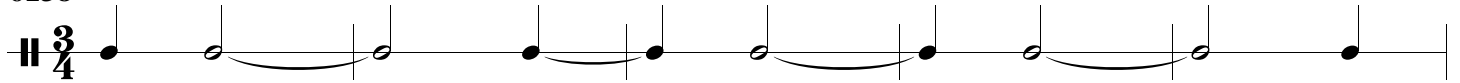
Practice the exercises in SmartMusic.

Example 

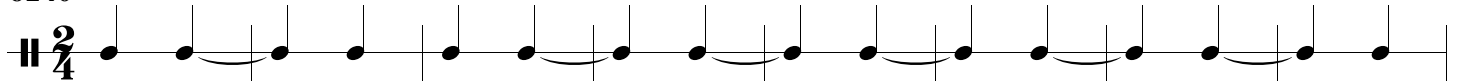
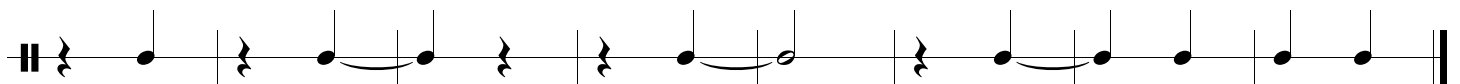
6136

6138




6140

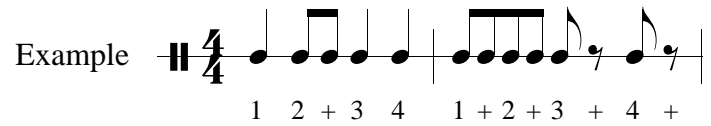
Rhythm Exercises

(SmartMusic® 6200-6204)

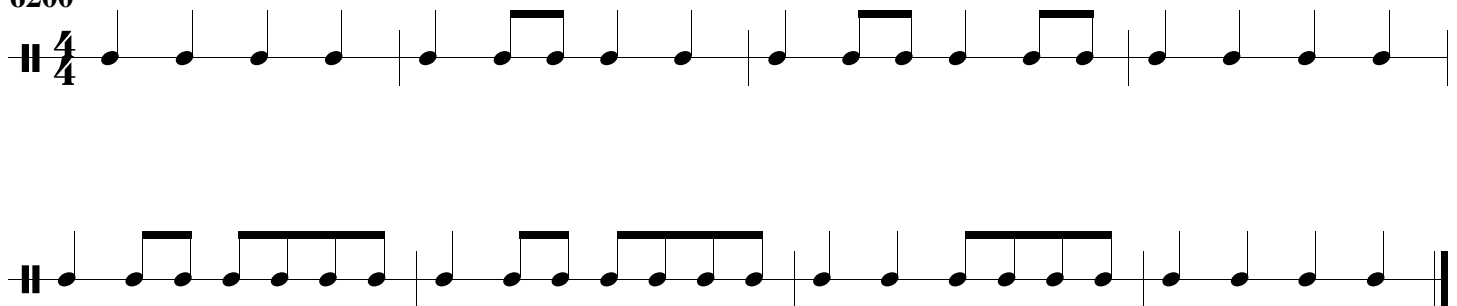
Write the count below the notes and rests.

Clap the rhythms while counting out loud.

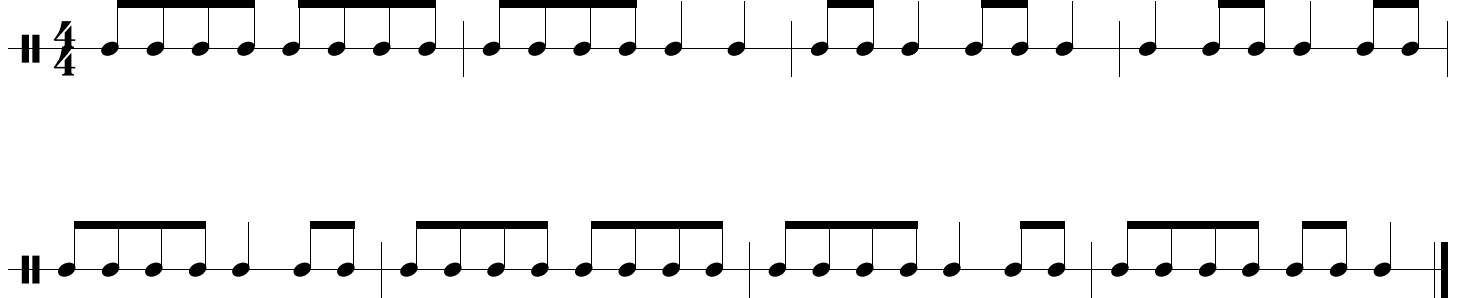
Practice the exercises in SmartMusic.

Example 


6200



6202



6204



Rhythm Exercises

(SmartMusic® 6206-6208)

Write the count below the notes and rests.

Clap the rhythms while counting out loud.

Practice the exercises in SmartMusic.

Example

6206

6207

6208


Rhythm Exercises

(SmartMusic® 6209-6214)

Write the count below the notes and rests.

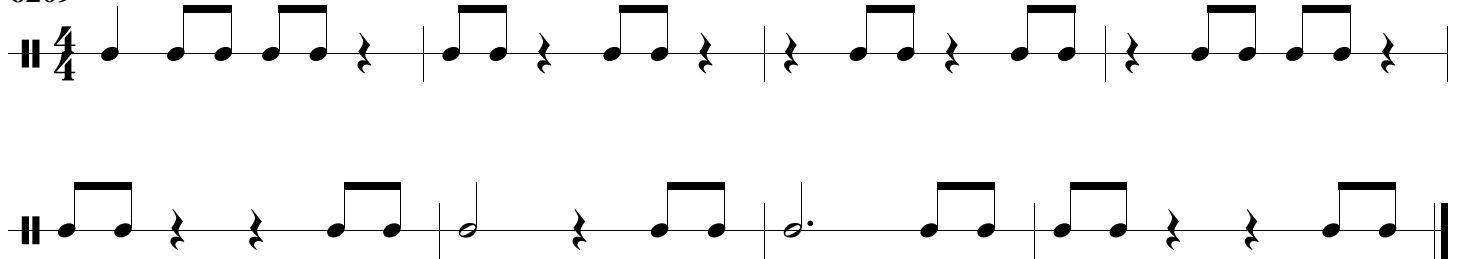
Clap the rhythms while counting out loud.

Practice the exercises in SmartMusic.


Example 

1 + 2 3 + 4 1 2 3 4

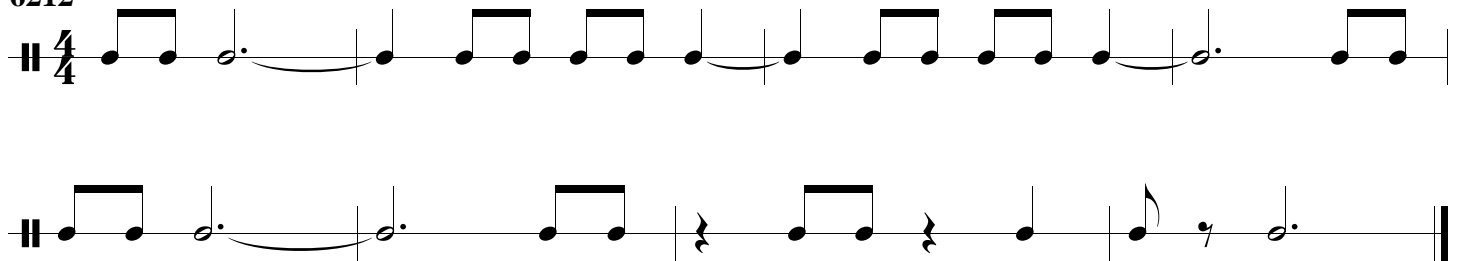
6209




6210



6212



6214



Rhythm Exercises

(SmartMusic® 6215-6220)

Write the count below the notes and rests.


Clap the rhythms while counting out loud.

Practice the exercises in SmartMusic.


Example 

1 + 2 + 3 + 4 + 1 2 + 3 + 4


6215




6216



6218



6220



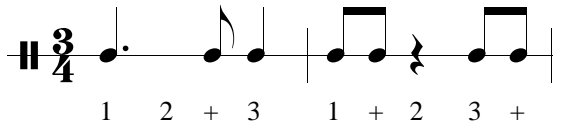
Rhythm Exercises

(SmartMusic® 6500-6599)

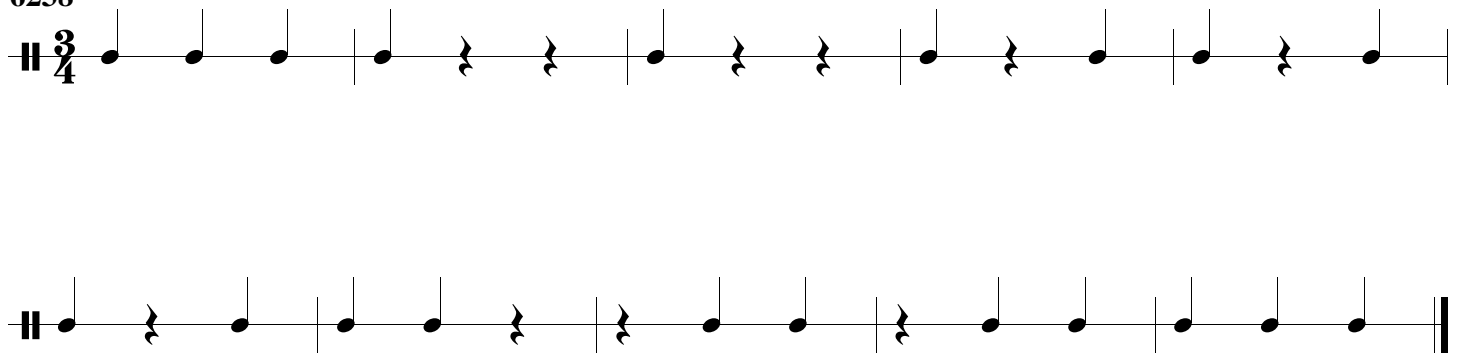
Write the count below the notes and rests.

Clap the rhythms while counting out loud.


Practice the exercises in SmartMusic.

Example 

6238



6240

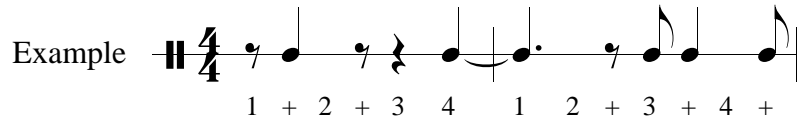


Rhythm Exercises

(SmartMusic® 6254-6258)


Write the count below the notes and rests.

Clap the rhythms while counting out loud.


Example 

Practice the exercises in SmartMusic.


6254



6256



6258



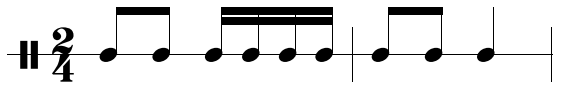
Rhythm Exercises

(SmartMusic® 6300-6302)


Write the count below the notes and rests.

Clap the rhythms while counting out loud.

Practice the exercises in SmartMusic.

Example  1 + 2 e + a 1 + 2

6300



6302



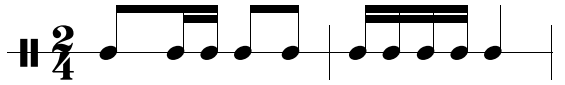
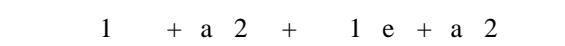
Rhythm Exercises

(SmartMusic® 6304-6306)

Write the count below the notes and rests.

Clap the rhythms while counting out loud.

Practice the exercises in SmartMusic.

Example  Example 

6304 

6306 

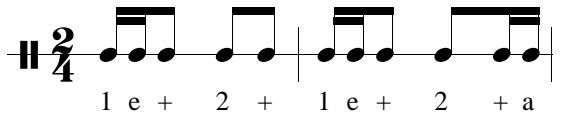
Rhythm Exercises

(SmartMusic® 6308-6310)

Write the count below the notes and rests.

Clap the rhythms while counting out loud.

Practice the exercises in SmartMusic.

Example 

6308



6310



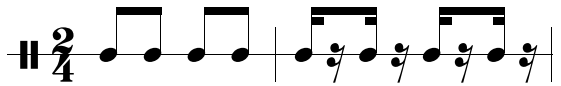
Rhythm Exercises

(SmartMusic® 6312-6314)

Write the count below the notes and rests.

Clap the rhythms while counting out loud.

Practice the exercises in SmartMusic.

Example 
1 + 2 + 1 e + a 2 e + a

6312



6314

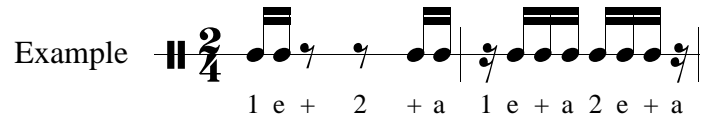


Rhythm Exercises

(SmartMusic® 6316-6318)

Write the count below the notes and rests.

Clap the rhythms while counting out loud.


Example 

Practice the exercises in SmartMusic.

6316



6318



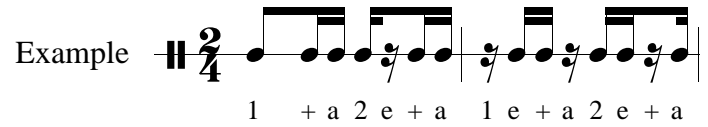
Rhythm Exercises

(SmartMusic® 6320-6322)

Write the count below the notes and rests.

Clap the rhythms while counting out loud.

Practice the exercises in SmartMusic.

Example 

6320 

6322 

Name _____

Date _____

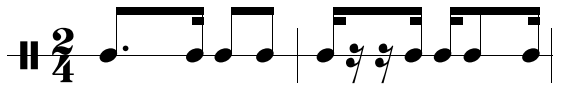
Rhythm Exercises

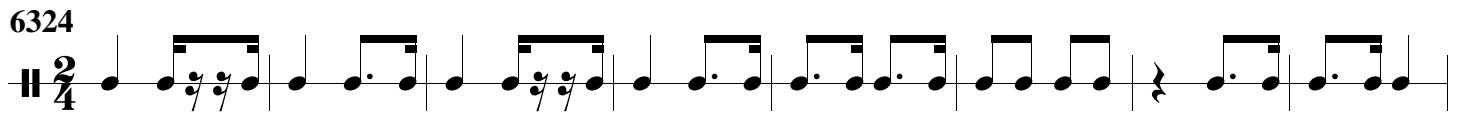
(SmartMusic® 6324-6326)


Write the count below the notes and rests.

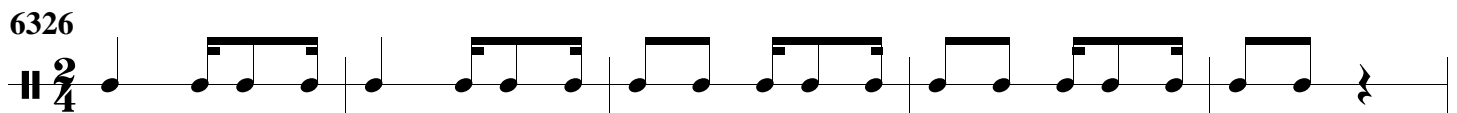
Clap the rhythms while counting out loud.

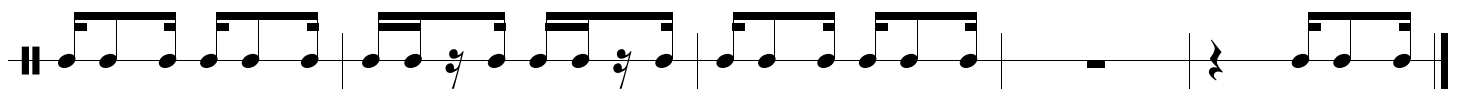
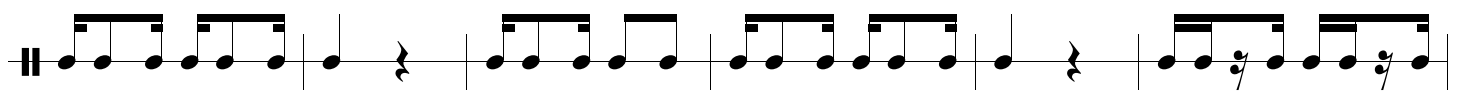
Practice the exercises in SmartMusic.

Example 
1 e + a 2 + 1 e + a 2 e + a

6324 



6326 



Finale® Worksheets, Copyright © 2009 by MakeMusic, Inc.

MakeMusic grants permission to duplicate this worksheet for non-profit, educational use only, provided each copy includes this copyright notice. Copies may not be sold or included in any materials offered for sale to the general public.

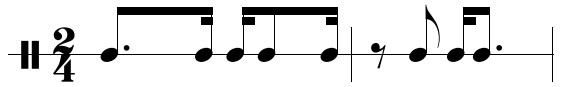
Rhythm Exercises

(SmartMusic® 6328-6330)


Write the count below the notes and rests.

Clap the rhythms while counting out loud.


Practice the exercises in SmartMusic.

Example 
1 e + a 2 e + a 1 + 2 e + a

6328



6330



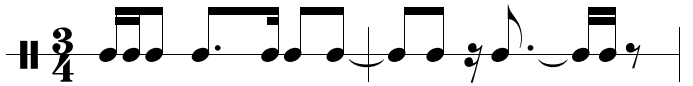
Rhythm Exercises

(SmartMusic® 6340-6344)

Write the count below the notes and rests.

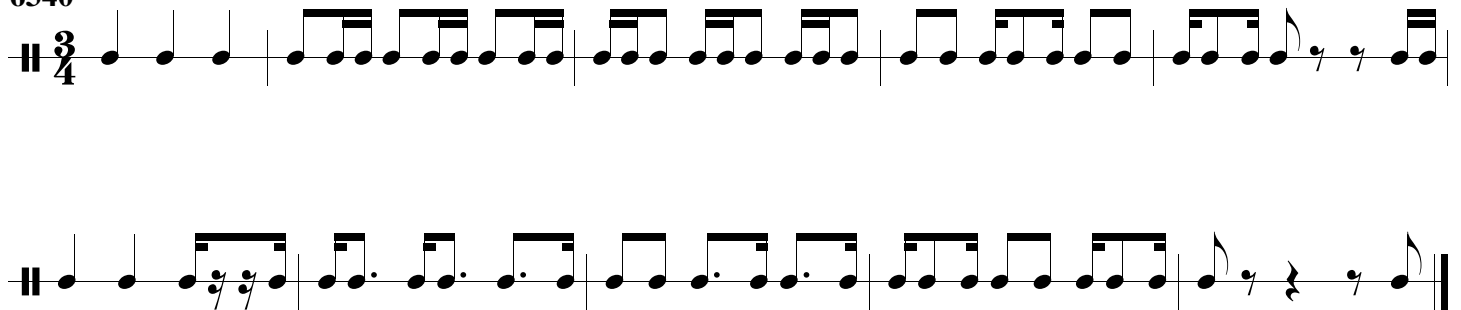
Clap the rhythms while counting out loud.

Practice the exercises in SmartMusic.

Example 

1 e + 2 e + a 3 + 1 + 2 e + a 3 e +

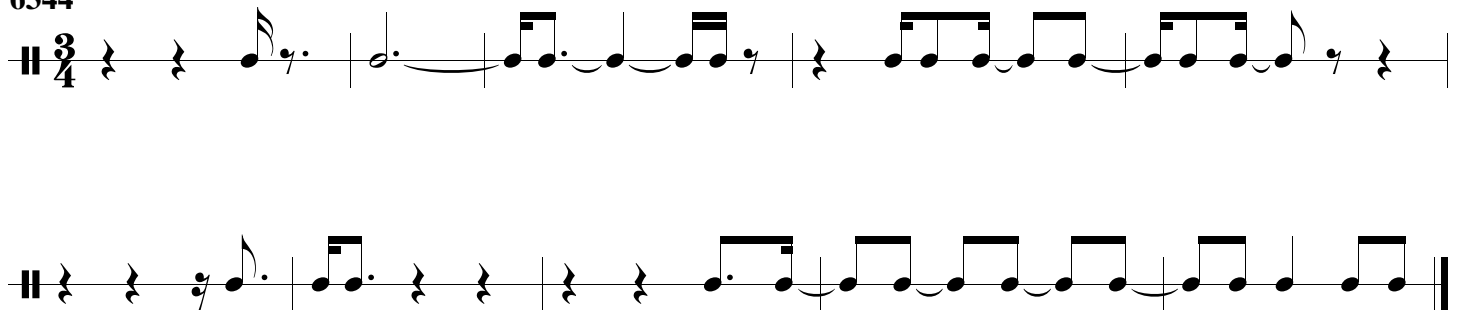
6340



6342



6344

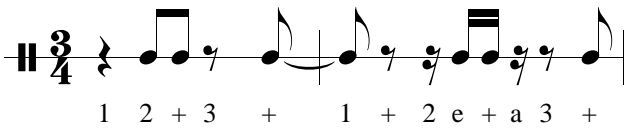


Rhythm Exercises

(SmartMusic® 6346-6348)

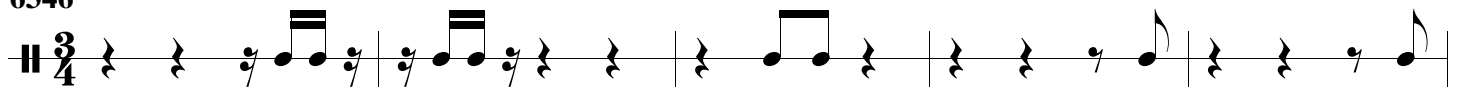
Write the count below the notes and rests.

Clap the rhythms while counting out loud.

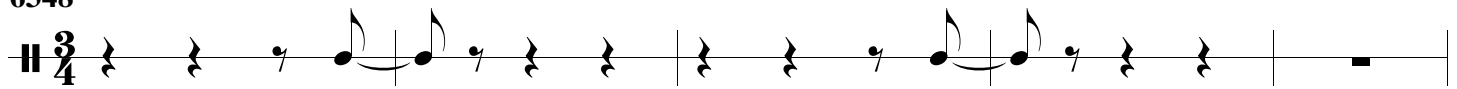
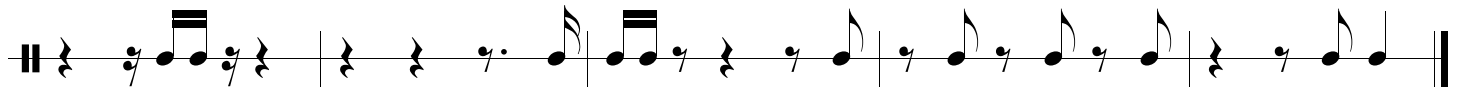
Example 

Practice the exercises in SmartMusic.

6346




6348

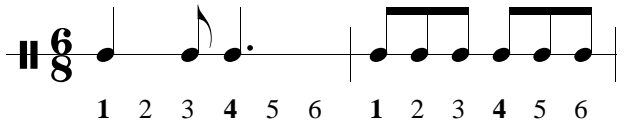
Rhythm Exercises

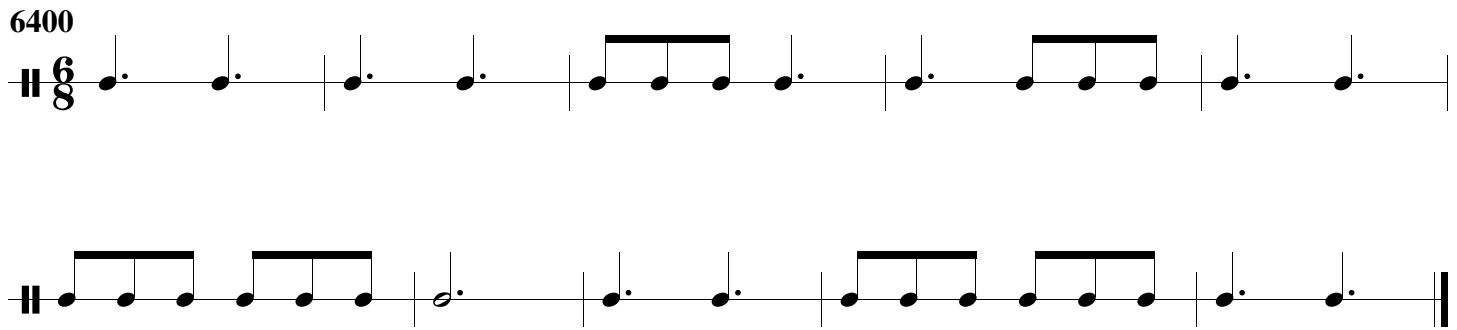
(SmartMusic® 6400-6404)

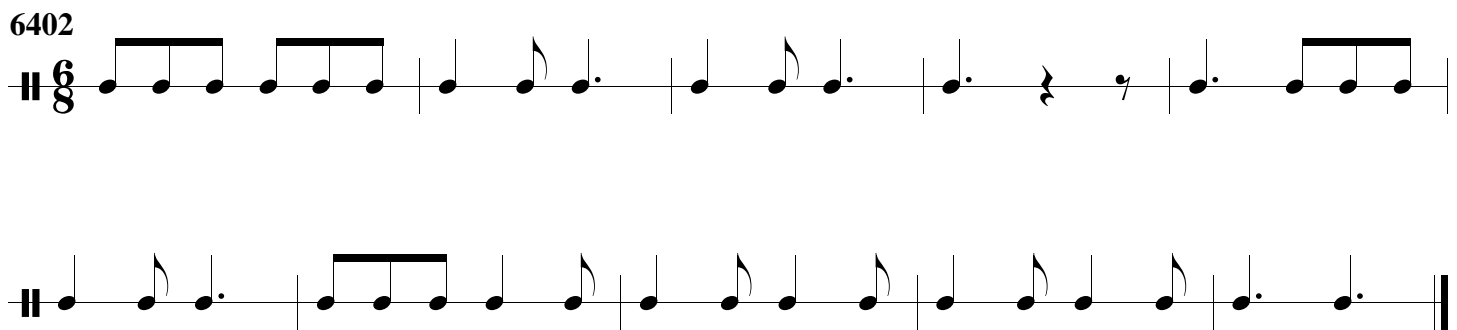
Write the count below the notes and rests.


Clap the rhythms while counting out loud.

Practice the exercises in SmartMusic.

Example 

6400 

6402 

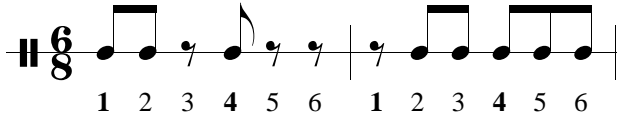
6404 

Rhythm Exercises

(SmartMusic® 6406-6410)


Write the count below the notes and rests.

Clap the rhythms while counting out loud.


Example 

Practice the exercises in SmartMusic.


6406



6408



6410

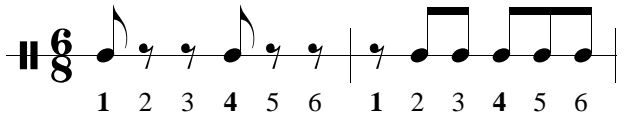


Rhythm Exercises

(SmartMusic® 6412-6416)

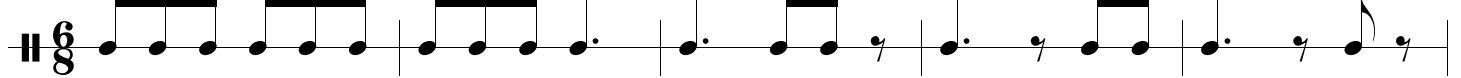
Write the count below the notes and rests.

Clap the rhythms while counting out loud.

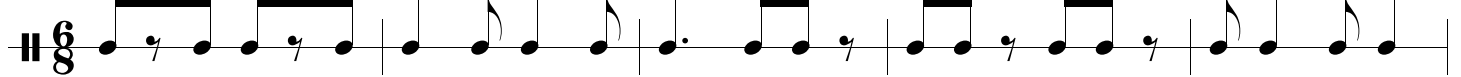
Example 

Practice the exercises in SmartMusic.

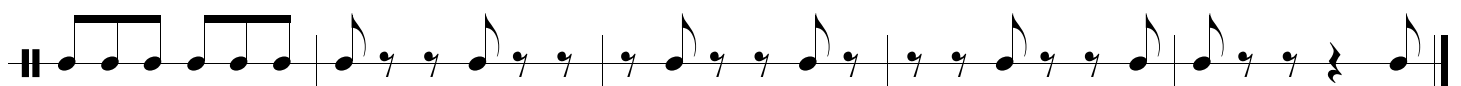
6412



6414



6416



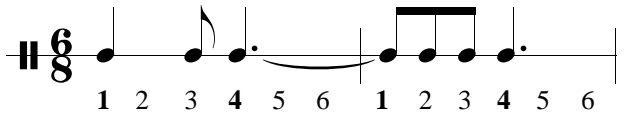
Rhythm Exercises

(SmartMusic® 6418 to 6424)

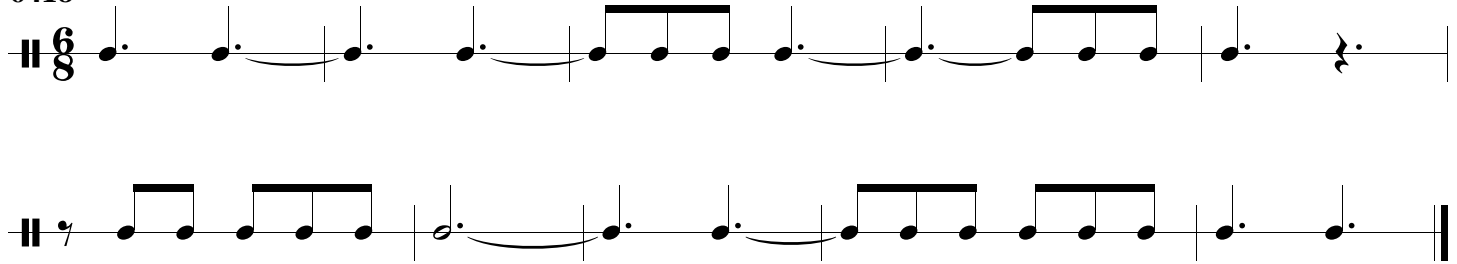
Write the count below the notes and rests.

Clap the rhythms while counting out loud.


Practice the exercises in SmartMusic.

Example 

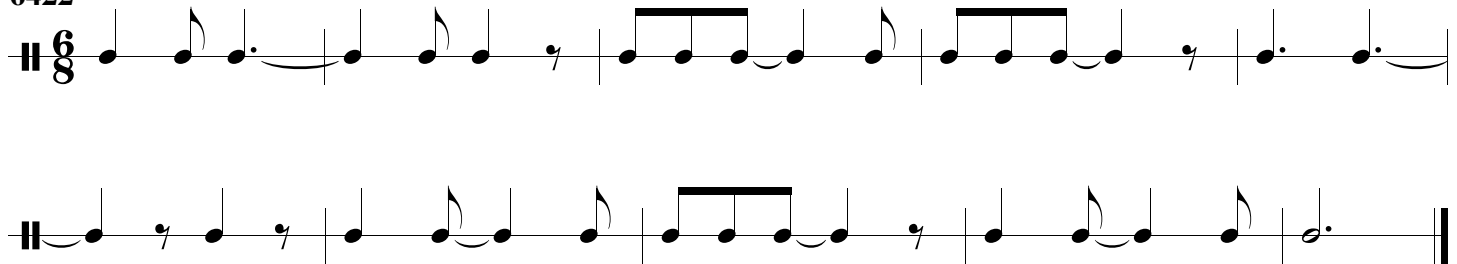
6418




6420



6422



6424

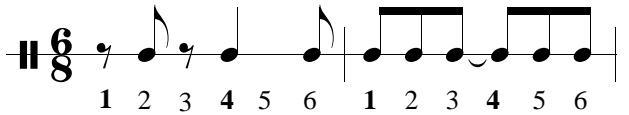


Rhythm Exercises

(SmartMusic® 6426-6430)

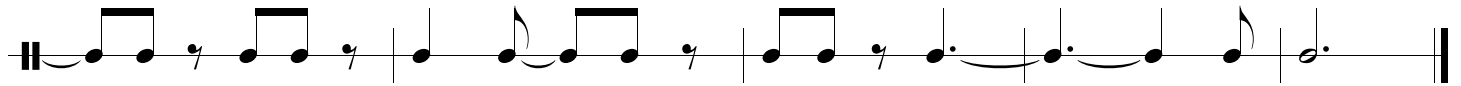
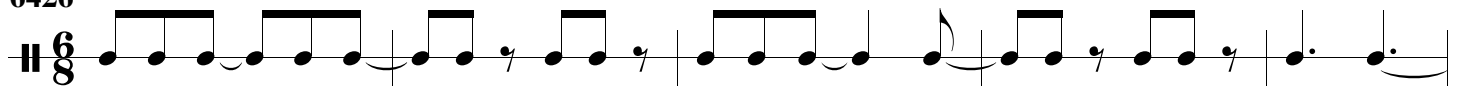
Write the count below the notes and rests.

Clap the rhythms while counting out loud.

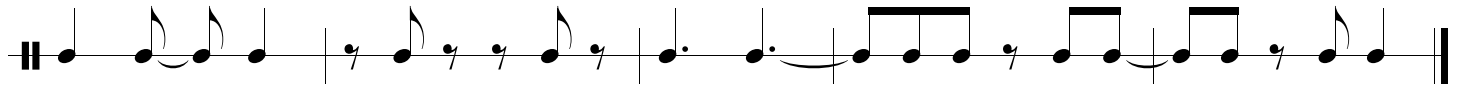
Example 

Practice the exercises in SmartMusic.

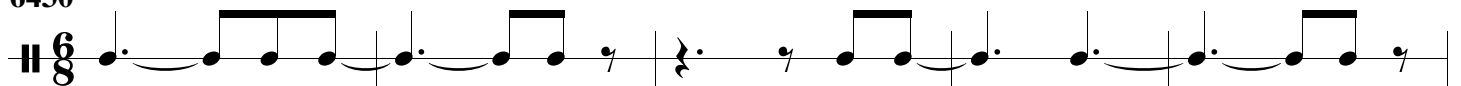
6426



6428



6430



Rhythm Exercises

(SmartMusic® 6432-6436)


Write the count below the notes and rests.

Clap the rhythms while counting out loud.


Practice the exercises in SmartMusic.

Example 

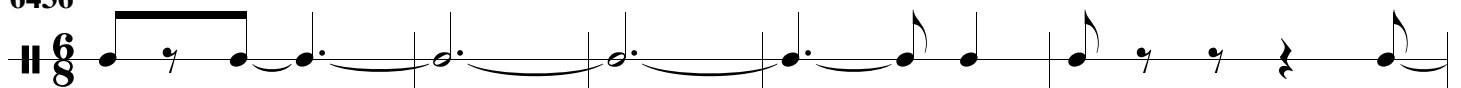
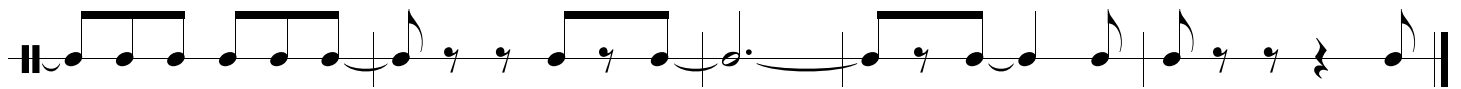
6432




6434




6436

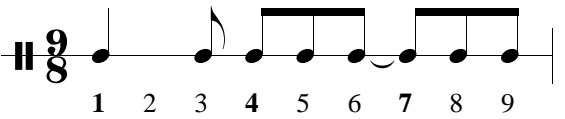



Rhythm Exercises

(SmartMusic® 6438-6442)

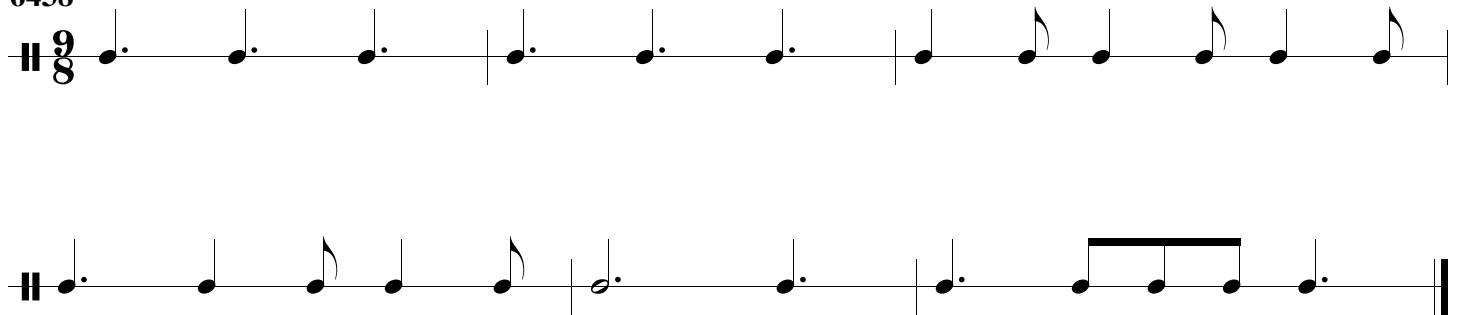
Write the count below the notes and rests.

Clap the rhythms while counting out loud.

Example 


Practice the exercises in SmartMusic.

6438



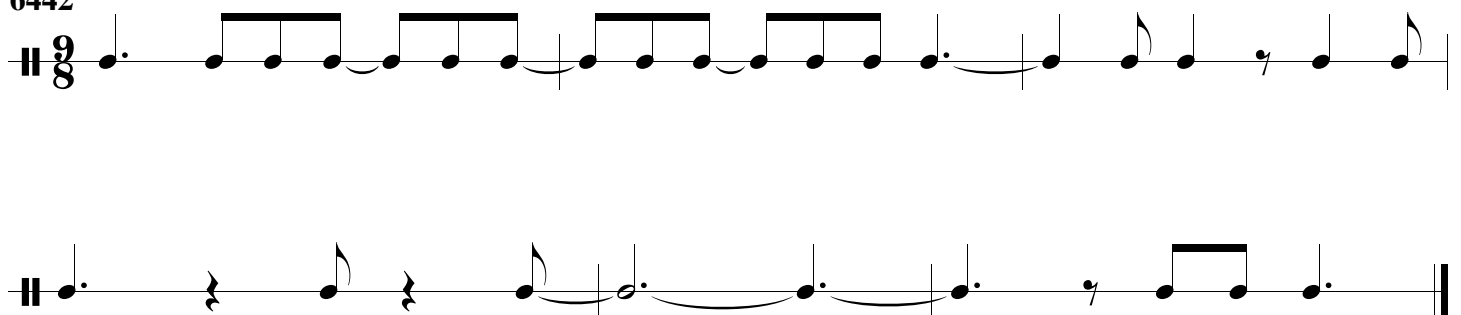
Exercise 6438 consists of two staves of music in 9/8 time. The first staff contains six measures: three measures of quarter notes and three measures of eighth notes. The second staff contains four measures: two measures of quarter notes, one measure of eighth notes, and one measure of quarter notes.

6440



Exercise 6440 consists of two staves of music in 9/8 time. The first staff contains six measures: three measures of quarter notes and three measures of eighth notes. The second staff contains four measures: two measures of quarter notes, one measure of eighth notes, and one measure of quarter notes.

6442



Exercise 6442 consists of two staves of music in 9/8 time. The first staff contains six measures: three measures of quarter notes and three measures of eighth notes. The second staff contains four measures: two measures of quarter notes, one measure of eighth notes, and one measure of quarter notes.

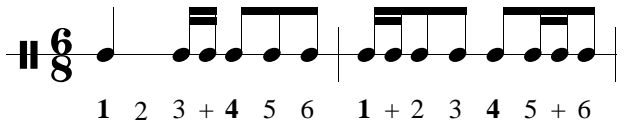
Rhythm Exercises

(SmartMusic® 6500-6504)


Write the count below the notes and rests.

Clap the rhythms while counting out loud.

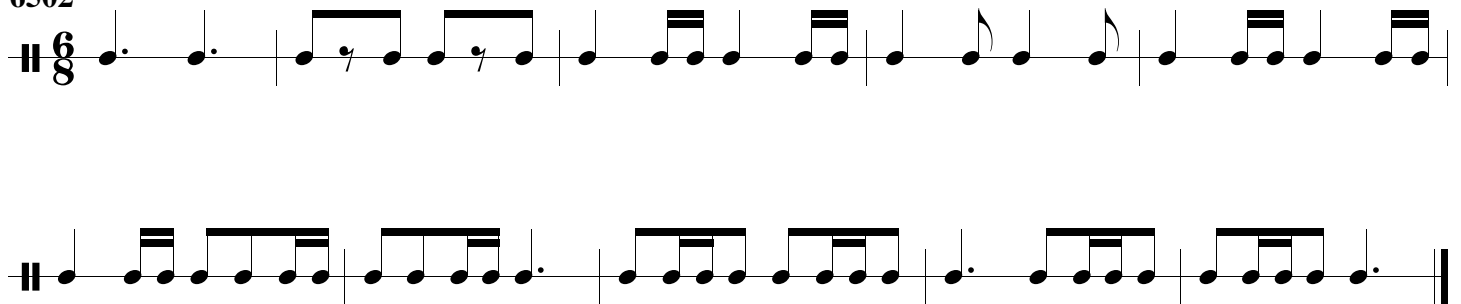
Practice the exercises in SmartMusic.

Example 

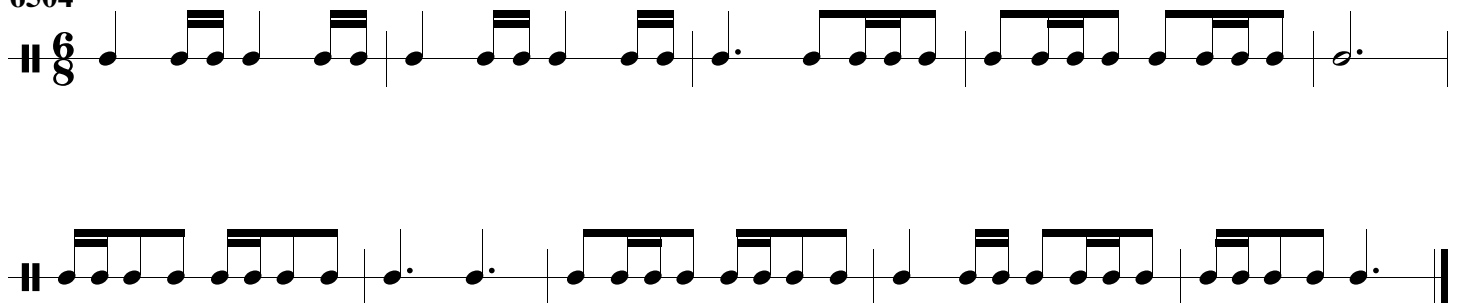
6500



6502



6504



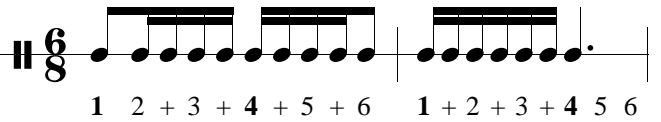
Rhythm Exercises


(SmartMusic® 6506-6510)

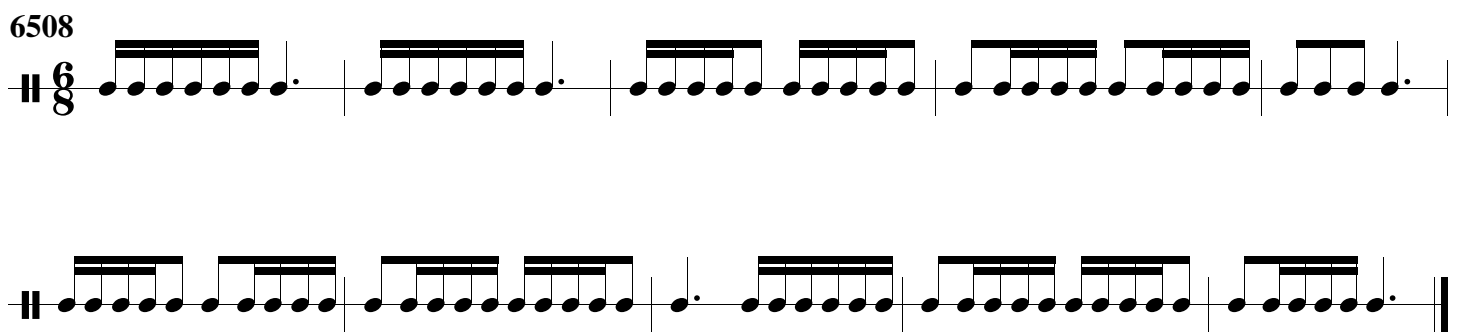
Write the count below the notes and rests.

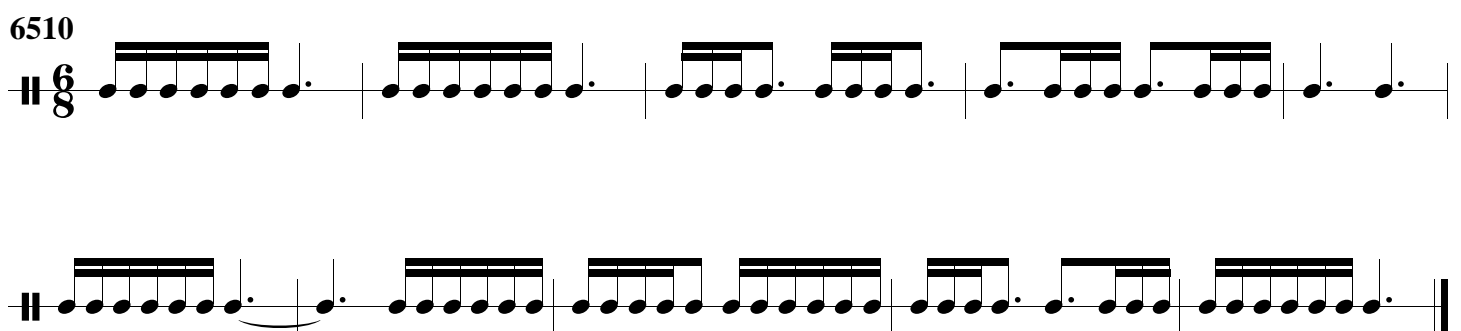
Clap the rhythms while counting out loud.

Practice the exercises in SmartMusic.

Example 

6506 

6508 

6510 

Rhythm Exercises

(SmartMusic® 6512-6516)

Write the count below the notes and rests.

Clap the rhythms while counting out loud.

Example

1 2 + 3 4 5 6 + 1 2 + 3 4 + 5 + 6

Practice the exercises in SmartMusic.

6512

6514

6516

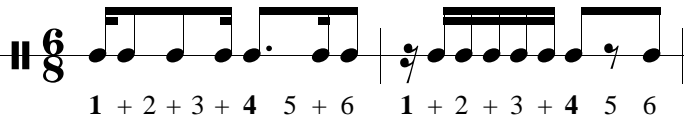
Rhythm Exercises

(SmartMusic® 6518 to 6522)

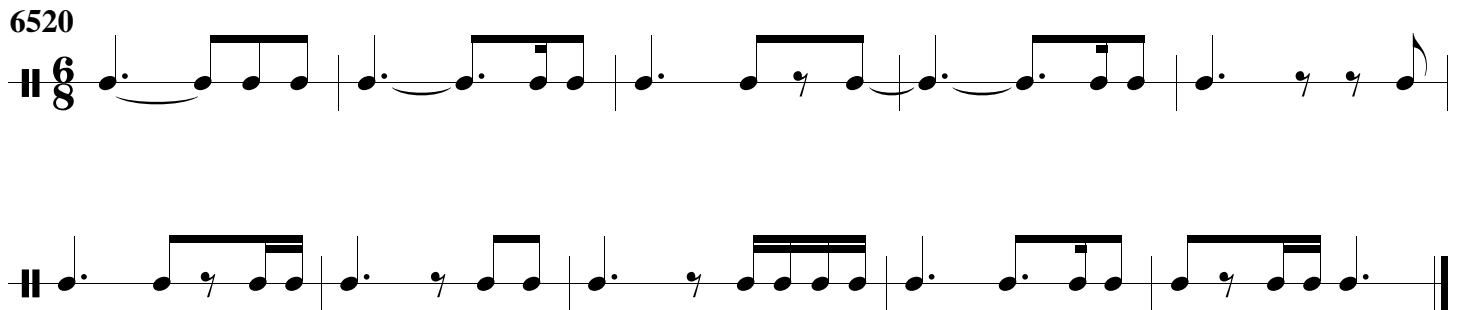
Write the count below the notes and rests.


Clap the rhythms while counting out loud.

Practice the exercises in SmartMusic.

Example 

6518 

6520 

6522 

Time Signatures and Counting I

Write the count below the notes and then clap the rhythm while counting out loud.

Pay attention to the time signature being used in each exercise.

Rhythmic values:
 An eighth note (♩) = 1/2 beat
 A quarter note (♩) = 1 beat
 A half note (♩) = 2 beats
 A dotted half note (♩.) = 3 beats
 A whole note (♩) = 4 beats

1 

2 

3 

4 

5 

6 

7 

Time Signatures and Counting II

Write the count below the notes and then clap the rhythm while counting out loud.

Pay attention to the time signature being used in each exercise.

Rhythmic values:
 An eighth note (♩) = 1/2 beat
 A quarter note (♩) = 1 beat
 A half note (♩) = 2 beats
 A dotted half note (♩.) = 3 beats
 A whole note (♩) = 4 beats

1

2

3

4

5

6

7

Time Signatures and Counting III

In each exercise write the proper time signature after the clef. Write the count below the notes and then clap the rhythm while counting out loud.

Remember, these exercises are not all in the same time signature.

Rhythmic values:
 An eighth note (♩) = 1/2 beat
 A quarter note (♩) = 1 beat
 A half note (♩) = 2 beats
 A dotted half note (♩.) = 3 beats
 A whole note (♩) = 4 beats

1

2

3

4

5

6

Time Signatures and Counting IV

In each exercise write the proper time signature after the clef. Write the count below the notes and then clap the rhythm while counting out loud.

Remember, these exercises are not all in the same time signature.

Rhythmic values:
 An eighth note (♩) = 1/2 beat
 A quarter note (♩) = 1 beat
 A half note (♩) = 2 beats
 A dotted half note (♩.) = 3 beats
 A whole note (♩) = 4 beats

1

2

3

4

5

6

7

Time Signatures and Counting V

Add the missing bar lines in each exercise.
Write the count below the notes and then
clap the rhythm while counting out loud.

Remember to check the time signature when
starting each exercise.

Rhythmic values: An eighth note (♩) = 1/2 beat
A quarter note (♩) = 1 beat
A half note (♩) = 2 beats
A dotted half note (♩.) = 3 beats
A whole note (♩) = 4 beats

1

2

3

4

5

6

7

Rhythmic Equations I

Combine all note values to complete the following rhythmic equations:

Examples: $\text{E} + \text{E} = 2$

$\text{O} + \text{E} = 3$

Rhythmic Values: $\text{E} = 1$
 $\text{O} = 2$
 $\text{„} = 4$

1. $\text{E} + \text{O} =$

9. $\text{E} + \text{„} + \text{E} + \text{O} =$

2. $\text{O} + \text{E} =$

10. $\text{E} + \text{E} + \text{„} + \text{O} =$

3. $\text{E} + \text{O} + \text{E} =$

11. $\text{O} + \text{O} + \text{E} + \text{O} =$

4. $\text{O} + \text{E} + \text{O} =$

12. $\text{„} + \text{E} + \text{O} + \text{O} =$

5. $\text{E} + \text{E} + \text{O} =$

13. $\text{O} + \text{E} + \text{E} + \text{E} =$

6. $\text{O} + \text{„} + \text{E} =$

14. $\text{O} + \text{„} + \text{E} =$

7. $\text{E} + \text{E} + \text{E} =$

15. $\text{E} + \text{O} + \text{„} + \text{E} =$

8. $\text{O} + \text{„} + \text{O} =$

16. $\text{O} + \text{„} + \text{„} + \text{O} =$

Rhythmic Equations II

Combine all note and rest values to complete the following rhythmic equations:

Examples:

$$\hat{O} + \hat{O} = 3$$

$$\blacksquare + \text{,,} = 6$$

Rhythmic Values:

$\text{E} = 1$	$\hat{O} = 1$
$\hat{O} = 2$	$\blacksquare = 2$
$\text{,,} = 4$	$\blacksquare = 4$

1. $\hat{O} + \text{,,} =$

9. $\blacksquare + \text{E} + \hat{O} + \blacksquare =$

2. $\blacksquare + \hat{O} =$

10. $\hat{O} + \blacksquare + \text{E} + \hat{O} =$

3. $\text{E} + \hat{O} + \hat{O} =$

11. $\blacksquare + \hat{O} + \text{E} =$

4. $\blacksquare + \text{E} + \text{,,} =$

12. $\text{,,} + \hat{O} + \blacksquare =$

5. $\blacksquare + \hat{O} + \hat{O} =$

13. $\blacksquare + \hat{O} + \text{E} + \hat{O} =$

6. $\text{,,} + \blacksquare + \text{E} =$

14. $\text{,,} + \hat{O} + \text{E} + \blacksquare =$

7. $\hat{O} + \hat{O} + \text{,,} =$

15. $\blacksquare + \text{,,} + \text{E} + \hat{O} =$

8. $\blacksquare + \text{,,} + \hat{O} =$

16. $\hat{O} + \blacksquare + \hat{O} + \hat{O} =$

Rhythmic Equations III

Combine all note and rest values to complete the following rhythmic equations:

Examples: $\hat{O} + \text{E} = 4$
 $\blacksquare \cdot + \hat{O} = 6$

Rhythmic Values: $\text{E} = 1$ $\hat{O} = 1$
 $\hat{O} = 2$ $\blacksquare = 2$
 $\hat{O} = 3$ $\blacksquare \cdot = 3$
 $\text{,,} = 4$ $\blacksquare = 4$

1. $\hat{O} + \hat{O} =$

9. $\blacksquare \cdot + \hat{O} + \text{,,} =$

2. $\blacksquare \cdot + \text{E} =$

10. $\blacksquare \cdot + \blacksquare + \hat{O} =$

3. $\hat{O} + \blacksquare =$

11. $\hat{O} + \blacksquare \cdot + \hat{O} =$

4. $\hat{O} + \hat{O} + \hat{O} =$

12. $\hat{O} + \blacksquare \cdot + \blacksquare =$

5. $\text{,,} + \blacksquare \cdot =$

13. $\text{,,} + \hat{O} + \hat{O} =$

6. $\hat{O} + \blacksquare \cdot =$

14. $\blacksquare \cdot + \text{,,} + \text{E} + \hat{O} =$

7. $\blacksquare \cdot + \hat{O} =$

15. $\text{E} + \blacksquare + \text{E} + \blacksquare \cdot =$

8. $\blacksquare \cdot + \text{E} + \hat{O} =$

16. $\hat{O} + \blacksquare \cdot + \hat{O} + \blacksquare =$

Rhythmic Equations IV

Combine all note and rest values to complete the following rhythmic equations:

Examples: $\text{E} + \hat{\text{O}} = 1 \frac{1}{2}$
 $\hat{\text{O}} + \text{E}\hat{\text{A}} = 3$

Rhythmic Values: $\frac{\%}{\text{oo}} = \frac{1}{2}$ $\hat{\text{O}} = \frac{1}{2}$
 $\text{E}\hat{\text{A}} = 1$ $\text{E}\hat{\text{A}}\hat{\text{A}} = 1 \frac{1}{2}$
 $\text{E}\hat{\text{A}}\hat{\text{A}}\hat{\text{A}} = 2$

1. $\hat{\text{O}} + \hat{\text{O}} =$

9. $\hat{\text{O}} + \text{E}\hat{\text{A}} + \hat{\text{O}} =$

2. $\frac{\%}{\text{oo}} + \text{E} =$

10. $\frac{\%}{\text{oo}} + \text{E} + \text{E}\hat{\text{A}}\hat{\text{A}} =$

3. $\hat{\text{O}} + \hat{\text{O}} =$

11. $\hat{\text{O}} + \hat{\text{O}} + \hat{\text{O}} =$

4. $\hat{\text{O}} + \hat{\text{O}} =$

12. $\hat{\text{O}} + \text{E}\hat{\text{A}} + \frac{\%}{\text{oo}} =$

5. $\text{E}\hat{\text{A}} + \frac{\%}{\text{oo}} =$

13. $\text{E}\hat{\text{A}} + \frac{\%}{\text{oo}} + \hat{\text{O}} =$

6. $\hat{\text{O}} + \text{E}\hat{\text{A}} =$

14. $\hat{\text{O}} + \frac{\%}{\text{oo}} + \hat{\text{O}} =$

7. $\frac{\%}{\text{oo}} + \hat{\text{O}} =$

15. $\blacksquare + \frac{\%}{\text{oo}} + \text{E}\hat{\text{A}} =$

8. $\frac{\%}{\text{oo}} + \text{E}\hat{\text{A}}\hat{\text{A}} =$

16. $\frac{\%}{\text{oo}} + \text{E}\hat{\text{A}}\hat{\text{A}}\hat{\text{A}} + \hat{\text{O}} =$

Rhythmic Equations V

Combine all note and rest values to complete the following rhythmic equations:

Examples: $\frac{1}{2} + \hat{E} = 1 \frac{1}{2}$
 $\hat{O} + \hat{E}\hat{A}\hat{A} = 4 \frac{1}{2}$

Rhythmic Values: $\frac{1}{2} = 1/2$ $\hat{O} = 1/2$
 $\hat{E} = 1$ $\hat{E}\hat{A}\hat{A} = 1 \frac{1}{2}$
 $\hat{E}\hat{A}\hat{A}\hat{A} = 2$

1. $\frac{1}{2} + \hat{O} + \hat{E}\hat{A} + \hat{O} =$

9. $\hat{E}\hat{A}\hat{A} + \hat{O} + \hat{O} + \hat{O} =$

2. $\hat{E}\hat{A}\hat{A} + \hat{O} + \hat{O} + \text{rest} =$

10. $\hat{O} + \text{rest} + \hat{O} + \hat{E}\hat{A} =$

3. $\frac{1}{2} + \hat{E} + \frac{1}{2} + \hat{O} =$

11. $\hat{E}\hat{A}\hat{A} + \text{rest} + \hat{O} + \hat{O} =$

4. $\hat{E}\hat{A} + \hat{O} + \hat{O} + \frac{1}{2} =$

12. $\hat{O} + \text{rest} + \hat{E}\hat{A} + \frac{1}{2} =$

5. $\hat{O} + \text{rest} + \hat{E} + \hat{E}\hat{A} =$

13. $\hat{E}\hat{A}\hat{A}\hat{A} + \frac{1}{2} + \hat{O} =$

6. $\hat{O} + \text{rest} + \hat{E}\hat{A} + \text{rest} =$

14. $\hat{E}\hat{A} + \hat{E} + \hat{E}\hat{A}\hat{A} =$

7. $\hat{O} + \text{rest} + \hat{E}\hat{A} + \hat{O} =$

15. $\hat{O} + \hat{E}\hat{A}\hat{A} + \hat{O} + =$

8. $\hat{O} + \text{rest} + \hat{E}\hat{A} + \hat{E} =$

16. $\hat{E} + \frac{1}{2} + \hat{E}\hat{A}\hat{A} + \hat{O} =$

Rhythmic Equations VI

Combine all note and rest values to complete the following rhythmic equations:

Examples: $\%_{00} + \text{E} = 2$
 $\hat{O} + \hat{O} = 4 \frac{1}{2}$

Rhythmic

$$\begin{array}{ll} \text{E} = 1 \frac{1}{2} & \hat{O} = 1 \frac{1}{2} \\ \%_{00} = 1/2 & \hat{O} = 1/2 \\ \text{E}\hat{A} = 1 & \text{E}\hat{A}\hat{A} = 1 \frac{1}{2} \\ \text{E}\hat{A}\hat{A}\hat{A} = 4 & \end{array}$$

1. $\text{E}\hat{A} + \hat{O} =$

9. $\text{E} + \hat{O} + \text{E}\hat{A} =$

2. $\text{E} + \text{E}\hat{A}\hat{A} =$

10. $\text{E}\hat{A}\hat{A} + \text{E} + \%_{00} =$

3. $\text{E} + \text{E}\hat{A} =$

11. $\%_{00} + \text{E} + \text{E}\hat{A} =$

4. $\hat{O} + \hat{O} =$

12. $\text{E}\hat{A}\hat{A}\hat{A} + \hat{O} + \hat{O} =$

5. $\text{E} + \text{E} =$

13. $\hat{O} + \text{E} + \text{E} =$

6. $\hat{O} + \hat{O} + \text{E} =$

14. $\hat{O} + \blacksquare + \text{E} =$

7. $\text{E}\hat{A}\hat{A}\hat{A} + \text{E} =$

15. $\text{E}\hat{A}\hat{A} + \blacksquare + \text{E} =$

8. $\hat{O} + \hat{O} + \text{E} =$

16. $\hat{O} + \blacksquare + \text{E} + \text{E} =$

Rhythmic Equations VII

Combine all note and rest values to complete the following rhythmic equations:

Examples: $\frac{3}{8} + \frac{1}{4} = \frac{3}{4}$
 $\frac{1}{2} + \frac{1}{4} = \frac{3}{4}$

Rhythmic Values: $\frac{1}{4} = \frac{1}{4}$ $\frac{1}{4} = \frac{1}{4}$
 $\frac{1}{2} = \frac{1}{2}$ $\frac{1}{2} + \frac{1}{2} = 1$

1. $\frac{1}{4} + \frac{1}{2} =$

9. $\frac{1}{2} + \frac{1}{2} + \frac{1}{4} =$

2. $\frac{1}{2} + \frac{1}{4} =$

10. $\frac{1}{2} + \frac{1}{4} + \frac{1}{4} =$

3. $\frac{1}{2} + \frac{1}{4} =$

11. $\frac{1}{2} + \frac{1}{4} + \frac{1}{4} =$

4. $\frac{1}{4} + \frac{1}{2} + \frac{1}{4} =$

12. $\frac{1}{4} + \frac{1}{2} + \frac{1}{4} =$

5. $\frac{1}{4} + \frac{1}{4} =$

13. $\frac{1}{4} + \frac{1}{4} + \frac{1}{2} =$

6. $\frac{1}{4} + \frac{1}{2} =$

14. $\frac{1}{2} + \frac{1}{4} + \frac{1}{8} =$

7. $\frac{1}{2} + \frac{1}{4} =$

15. $\frac{1}{2} + \frac{1}{2} + \frac{1}{4} =$

8. $\frac{1}{4} + \frac{1}{4} =$

16. $\frac{1}{2} + \frac{1}{8} + \frac{1}{2} + \frac{1}{4} =$

Rhythmic Equations VIII

Combine all note and rest values
to complete the following Rhythmic Equations.

Examples:

$$\text{♩} + \text{♩} = 1 \frac{1}{2}$$

$$\text{♩} + \text{♩} = 2 \frac{1}{2}$$

Rhythmic Values:

$\text{♩} = \frac{1}{4}$	$\text{♩} = \frac{1}{4}$
$\text{♩} = \frac{1}{2}$	$\text{♩} = \frac{3}{4}$
$\text{♩} = 1$	$\text{♩} = 1$

1. $\text{♩} + \text{♩} =$

9. $\text{♩} + \text{♩} + \text{♩} =$

2. $\text{♩} + \text{♩} =$

10. $\text{♩} + \text{♩} + \text{♩} =$

3. $\text{♩} + \text{♩} + \text{♩} =$

11. $\text{♩} + \text{♩} + \text{♩} =$

4. $\text{♩} + \text{♩} =$

12. $\text{♩} + \text{♩} + \text{♩} =$

5. $\text{♩} + \text{♩} =$

13. $\text{♩} + \text{♩} + \text{♩} =$

6. $\text{♩} + \text{♩} =$

14. $\text{♩} + \text{♩} + \text{♩} =$

7. $\text{♩} + \text{♩} =$

15. $\text{♩} + \text{♩} + \text{♩} =$

8. $\text{♩} + \text{♩} =$

16. $\text{♩} + \text{♩} + \text{♩} + \text{♩} =$

Rhythmic Equations IX

Combine all note and rest values to complete the following rhythmic equations:

Examples: $\%_0. + \hat{A} = 1$
 $\text{E}\hat{E} + \text{E}\hat{A} = 2 \frac{1}{2}$

Rhythmic Values: $\%_0. = \frac{1}{4}$ $\hat{O} = \frac{1}{4}$
 $\text{E}\hat{E} = \frac{1}{2}$ $\text{E}\hat{A} = 1 \frac{1}{2}$

1. $\text{E}\hat{E} + \hat{O} =$

9. $\text{E}\hat{E} + \hat{U} =$

2. $\%_0. + \text{E}\hat{E} =$

10. $\text{E}\hat{E} + \hat{O} + \%_0. =$

3. $\text{E}\hat{E}\hat{E} + \hat{O} =$

11. $\text{E}\hat{A} + \text{E}\hat{E} + \%_0. =$

4. $\hat{O} + \hat{O} =$

12. $\text{E}\hat{E} + \text{E} + \hat{U} =$

5. $\text{E}\hat{E} + \hat{O} =$

13. $\text{E} + \hat{O} + \text{E}\hat{E} =$

6. $\%_0 + \text{E}\hat{E} =$

14. $\text{E}\hat{E}\hat{E} + \text{E}\hat{E} + \hat{U} =$

7. $\%_0 + \text{E}\hat{E} =$

15. $\text{E}\hat{A} + \text{E}\hat{E}\hat{E} + \hat{O} =$

8. $\hat{O} + \hat{U} =$

16. $\text{E}\hat{A} + \%_0. + \hat{U} =$