

Instructions for Fret Cards

- Print out the separate fret cards & individual note cards
- Cut out the fret cards and glue together (back to back) so that you will have 13 individual cards to memorize
- Fold the individual note card sheets in half. You could then laminate them and trim them to size
- You will then have all the individual notes on the guitar neck from open strings to the 12th fret. The name of the fret and string are on one side, the note name on the other.
- Time yourself just for the fun of the challenge.

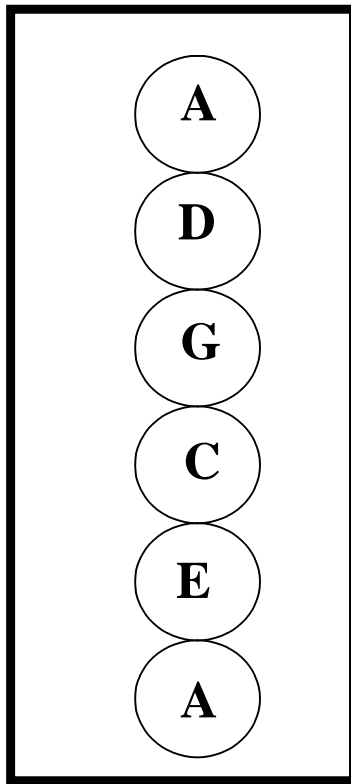
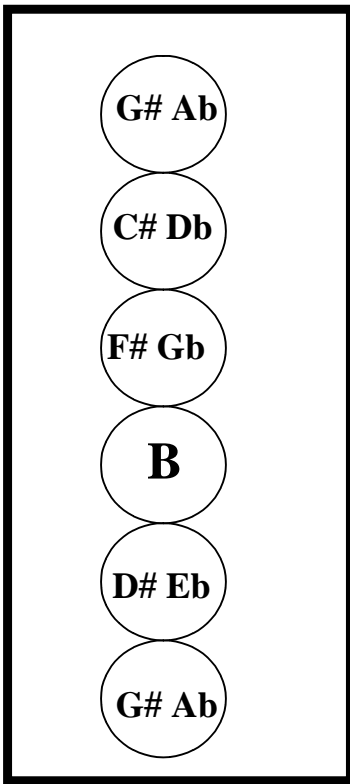
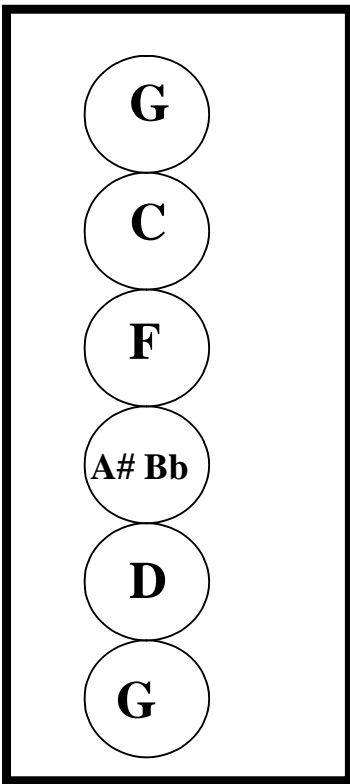
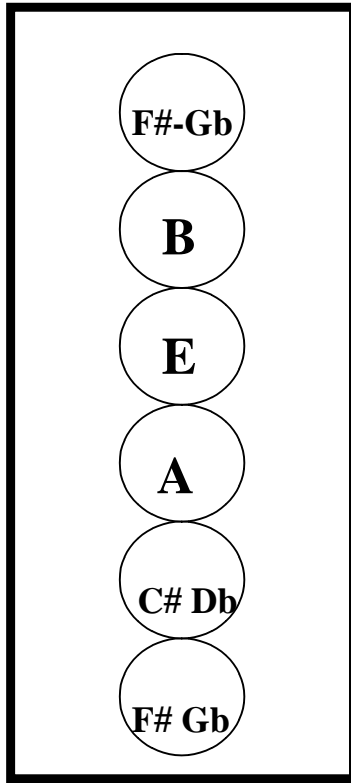
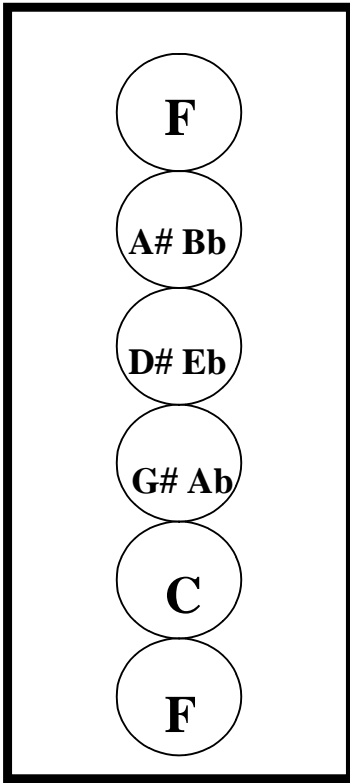
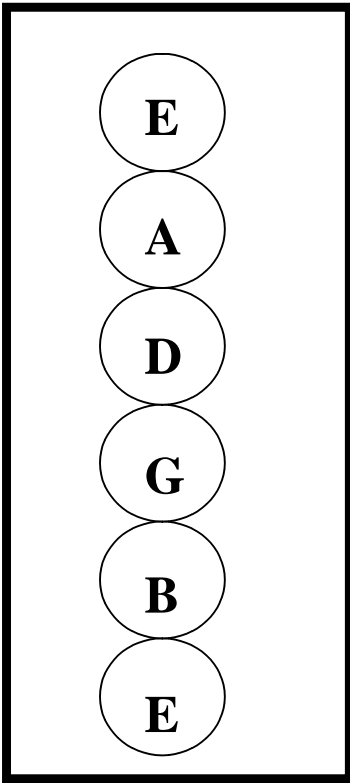
If you need more information on learning the notes on the guitar fret board I highly recommend Fred Noad's [Solo Guitar Playing](#)

It's a great book. Have fun!

Kind regards,

Trevor Maurice webmaster of

<http://www.learnclassicalguitar.com>



A# Bb
D# Eb
G# Ab
C# Db
F
A# Bb

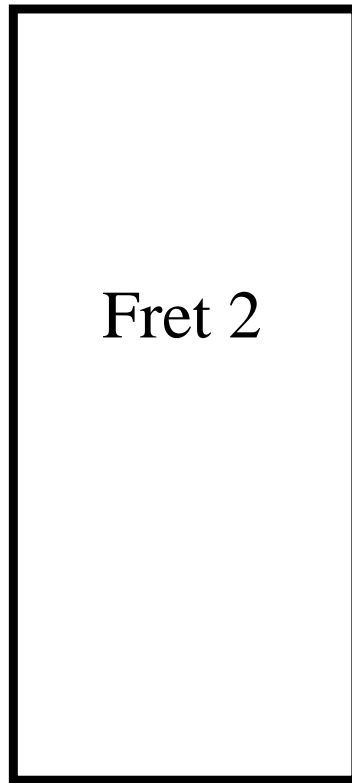

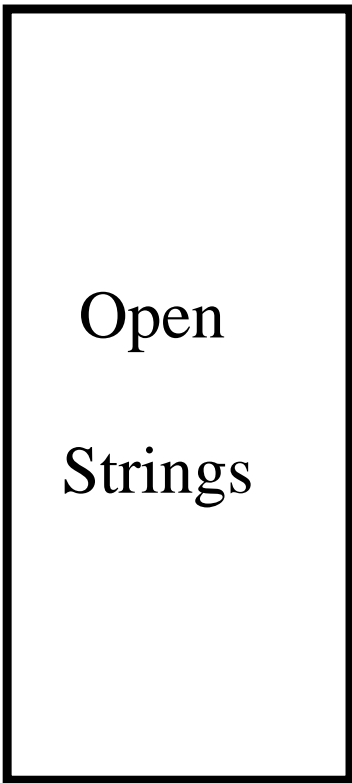
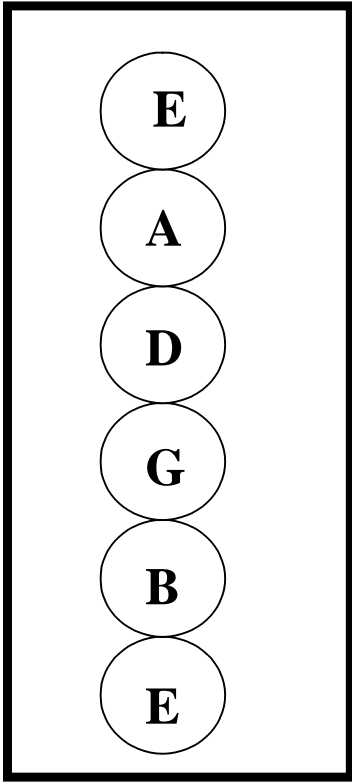
B
E
A
D
F# Gb
B

C
F
A# Bb
D# Eb
G
C

C# Db
F# Gb
B
E
G# Ab
C# Db

D
G
C
F
A
D

D# Eb
G# Ab
C# Db
F# Gb
A# Bb
D# Eb



Fret 3

Fret 4

Fret 5

Fret 6

Fret 7

Fret 8

Fret 9

Fret 10

Fret 11

Fret 12

**Open
6th
String**

E

**Open
5th
String**

A

**Open
4th
String**

D

Open
3rd
String

G

Open
2nd
String

B

Open
1st
String

E

Fret 1
6th String

F

Fret 1
5th String

A# Bb

Fret 1
4th String

D# Eb

Fret 1
3rd String

G# Ab

Fret 1
2nd String

C

Fret 1
1st String

F

Fret 2
6th String

F# Gb

Fret 2
5th String

B

Fret 2
4th String

E

Fret 2
3rd String

A

Fret 2
2nd String

C# Db

Fret 2
1st String

F# Gb

Fret 3

6th String

G

Fret 3

5th String

C

Fret 3

4th String

F

Fret 3
3rd String

A# Bb

Fret 3
2nd String

D

Fret 3
1st String

G

Fret 4
6th String

G# Ab

Fret 4
5th String

C# Db

Fret 4
4th String

F# Gb

Fret 4
3rd String

B

Fret 4
2nd String

D# Eb

Fret 4
1st String

G# Ab

Fret 5
6th String

A

Fret 5
5th String

D

Fret 5
4th String

G

Fret 5
3rd String

C

Fret 5
2nd String

E

Fret 5
1st String

A

Fret 6
6th String

A# Bb

Fret 6
5th String

D# Eb

Fret 6
4th String

G# Ab

Fret 6
3rd String

C# Db

Fret 6
2nd String

F

Fret 6
1st String

A# Bb

Fret 7
6th String

B

Fret 7
5th String

E

Fret 7
4th String

A

Fret 7
3rd String

D

Fret 7
2nd String

F# Gb

Fret 7
1st String

B

Fret 8
6th String

C

Fret 8
5th String

F

Fret 8
4th String

A# Bb

Fret 8
3rd String

D# Eb

Fret 8
2nd String

G

Fret 8
1st String

C

Fret 9
6th String

C# Db

Fret 9
5th String

F# Gb

Fret 9
4th String

B

Fret 9
3rd String

E

Fret 9
2nd String

G# Ab

Fret 9
1st String

C# Db

Fret 10
6th String

D

Fret 10
5th String

G

Fret 10
4th String

C

Fret 10
3rd String

F

Fret 10
2nd String

A

Fret 10
1st String

D

Fret 11
6th String

D# Eb

Fret 11
5th String

G# Ab

Fret 11
4th String

C# Db

Fret 11

3rd String

F# Gb

Fret 11

2nd String

A# Bb

Fret 11

1st String

D# Eb

Fret 12
6th String

E

Fret 12
5th String

A

Fret 12
4th String

D

Fret 12
3rd String

G

Fret 12
2nd String

B

Fret 12
1st String

E